



Falconhurst School

Autumn 2 2020

Year Group: Reception

Pathway: Celebrations



As Historians we will:



- Explore and listen to the story of Guy Fawkes.
- Explore and listen to the story of Rama and Sita.
- Remembering significant events such as birthdays and celebrations.
- Explore weddings and civil ceremonies.
- Listen to and explore the nativity story.
- Learn about Remembrance Sunday.

Our Drivers for Learning and Success are:

Possibilities

To help us build aspiration for our futures through enquiry, enterprise and an appreciation of diversity we will:

Through this pathway we will be exploring Birthdays and Celebrations. We will be taking on the roles of celebration and party organisers and how different cultures celebrate these events.

Knowledge of the World

To develop a sense of cultural capital that helps us to recognize, understand, value and learn from the world around us so that we are ambitious for our future, we will:

Through this pathway, children will understand that there are similarities and differences between themselves and others, their families, communities and traditions by learning about Diwali, Hanukah, birthdays, weddings and Christmas. We will be encouraging families and the children to share their experiences and traditions

Well-Being

To embed our healthy physical, emotional and mental well-being that builds our resilience and keeps us safe, we will:

Every morning the children take part in circle time activities, focused on their emotions and feelings. Twice a week we follow the Jigsaw curriculum based on personal, social, health and economics.

THE HOME-SCHOOL








CONNECTION

Communication through
Class Dojo.

Possible Outdoor Christmas
Concert – date to be
confirmed.

If you have any photos of
yours or family's weddings/
celebrations, please send
through Dojo for us to share.

	New Knowledge and Skills	Build on our Prior Knowledge and Skills	Vocabulary	Home Links
<p>As Writers we will</p> 	<ul style="list-style-type: none"> Use our phonic knowledge to write firework words. Use our phonic knowledge to write birthday, Christmas and Hanukkah cards. We will use our phonics knowledge to write Christmas and Birthday lists as well as invitations. We will also use our phonic knowledge to write letters to Santa. We will begin to read and blend simple words. We will begin to write words and short sentences using our phonic knowledge. 	<ul style="list-style-type: none"> Use our phonics knowledge to sound out words. Use our phonics knowledge to begin to read words and simple sentences. Continue to practice and learn our tricky words to use in our writing. Continue to practice forming our letters correctly using the kinetic letters scheme. 	<p>Hanukkah Christmas Birthday Wedding Party Celebrate Celebration Words sentences</p>	
<p>As mathematicians we will</p> 	<ul style="list-style-type: none"> We will be counting with numbers 1-10 and 1-20. We will be adding and subtracting objects based on our topics, e.g. cakes, candles . . . We will be matching candles and numerals to cakes. Weighing and comparing presents. Ordering and sequencing Christmas objects by size. We will be looking at time and focusing on our day. 	<ul style="list-style-type: none"> Continue to use our knowledge of number to help us solve math problems. Use everyday language to talk about size, weight and time. 	<p>Adding subtracting Bigger smaller heavier lighter Day Sequence Month week</p>	
<p>As Artists we will</p> 	<ul style="list-style-type: none"> Use a range of materials to create simple representations of fireworks, Rangoli patterns, paper lanterns, Diwali and Christmas decorations, birthday cards, party hats, wedding flowers, mehndi patterns, mosques, menorahs, paper chains, Hanukah and Christmas cards. 	<ul style="list-style-type: none"> Experiment to create different textures and use different media to create new effects. Manipulate materials to achieve a planned effect. 	<p>colour pattern texture line shape</p>	<p>https://www.phonicsplay.co.uk/</p>
<p>As Musicians we will:</p> 	<ul style="list-style-type: none"> Use our voices expressively and creatively to sing songs for our Christmas concert. Experiment and explore the different sounds of instruments to create Indian music. 	<ul style="list-style-type: none"> Be able to build a repertoire of songs and dances. Children to create their own songs and dances. 	<p>Beat Rhythm Volume Loud Quiet</p>	
<p>As Design Technologists we will:</p> 	<ul style="list-style-type: none"> Design and make a sleigh for Santa to use on Christmas eve using junk model. Design and make a mosque using wooden blocks and construction materials. 	<ul style="list-style-type: none"> We will use simple tools and techniques competently and appropriately. We will select tools and techniques needed to shape, assemble and join materials we are using. 	<p>design make change join paint assemble.</p>	