




Falconhurst School Autumn 2 2020

Year Group: Three

Pathway: Can I learn from our
ancestors?



As Historians we will:



- Explore the Stone, Bronze and Iron ages and place the dates on a timeline.
- For each time period we will identify significant events, artefacts and toolkits.
- Discuss different ways of life and survival during each time period such as food, clothes and shelter.

Our Drivers for Learning and Success are:

Possibilities

To help us build aspiration for our futures through enquiry, enterprise and an appreciation of diversity we will:

Through this pathway, children will gain a sense of how survival and adaptation is possible in any historical time.

They will also explore different roles in each society and discuss the pros and cons of each.

Knowledge of the World

To develop a sense of cultural capital that helps us to recognize, understand, value and learn from the world around us so that we are ambitious for our future, we will:

Children will be learning about life in the Stone, Bronze and Iron ages. They will explore what people did to survive and the way life changed throughout each time period. We will also be looking at historical landmarks, such as Stonehenge, and their importance.

Well-Being

To embed our healthy physical, emotional and mental well-being that builds our resilience and keeps us safe, we will:




Lower School children will take part in a half-termly well-being day to work on friendships, team building and mindfulness. Each week all children have a Jigsaw lesson focusing on personal, social and health education.

THE HOME-SCHOOL



CONNECTION

Please ensure you have signed up to Class Dojo for any further information about family visits.

	New Knowledge and Skills	Build on our Prior Knowledge and Skills	Vocabulary	Home Links
<p>As Writers we will</p> 	<ul style="list-style-type: none"> Use contractions and apostrophes for possession Write sentences with a range of conjunctions Understand the features of play scripts and create our own Perform a play script Write non-fiction texts about instructions 	<ul style="list-style-type: none"> Children will already have an understanding of basic conjunctions. They will have seen apostrophes in texts. The children will have some knowledge of instruction writing. 	coordinating conjunctions subordinating conjunctions apostrophes possession contractions	<p>https://www.youtube.com/watch?v=ugTItHZGQc</p> <p>https://www.bbc.co.uk/bitesize/topics/zwwp8mn/articles/z9vwqhv</p> <p>https://www.bbc.co.uk/bitesize/topics/zwwp8mn/articles/zqk37p3</p>
<p>As Scientists we will</p> 	<ul style="list-style-type: none"> Identify that animals, including humans need the right types and amount of nutrition and explain they get their nutrition from what they eat. Identify that humans and some other animals have skeletons and muscles for support, protection and movement. 	<ul style="list-style-type: none"> Describe the importance of eating the right amounts of different types of food. 	skeleton muscles movement protection support nutrition	<p>https://kids.nationalgeographic.com/animals/mammals/</p> <p>http://www.oum.ox.ac.uk/thezone/animals/life/move.htm</p>
<p>As Artists we will</p> 	<ul style="list-style-type: none"> Explore Hans Holbein the Younger and what he was famous for. Explore different effects created through the use of colour and texture. Sketch a portrait. 	<ul style="list-style-type: none"> Develop a wide range of art and design techniques in using colour and texture. 	precise silverpoint tempera limning	<p>https://www.nationalgallery.org.uk/artists/hans-holbein-the-younger</p> <p>https://primaryfacts.com/5256/hans-holbein-facts/</p>