



Falconhurst School

Autumn 2 2019

Year Group: One
Pathway: Towers and Turrets



THE HOME-SCHOOL



CONNECTION

On the afternoon of Thursday 19th December parents are invited into school to share their children's learning

As Historians we will:



- Focus on King Arthur and William the Conqueror and their importance
- Look at Warwick Castle as a real life example
- Explore medieval tournaments and describe the similarities and differences to today's experiences

Our Drivers for Learning and Success are:

Possibilities

To help us build aspiration for our futures through enquiry, enterprise and an appreciation of diversity we will:

Through this pathway, children will understand the different jobs available inside a castle. The children will also be designing their own coat of arms and exploring artwork by Paul Klee.

Knowledge of the World






To develop a sense of cultural capital that helps us to recognize, understand, value and learn from the world around us so that we are ambitious for our future, we will:

Children will be learning about living in a castle and focusing on the materials needed to build a strong castle defence. We will also be learning about King Arthur and Warwick Castle to provide us with real life experiences.

Well-Being

To embed our healthy physical, emotional and mental well-being that builds our resilience and keeps us safe, we will:

Lower School children will take part in a half-termly well-being day to work on friendships, team building and mindfulness. Each Friday all children have a Jigsaw lesson focusing on personal, social and health education.

	New Knowledge and Skills	Build on our Prior Knowledge and Skills	Vocabulary	Home Links
<p>As Writers we will</p> 	<ul style="list-style-type: none"> Correctly use a capital letter and full stop. Understand the importance of finger spaces. Be able to write questions using a question mark Use adjectives to describe a castle Writing invitations and menus Understand how to use connectives To know how to add a suffix and a prefix to words Begin to understand the use of exclamation marks 	<ul style="list-style-type: none"> Use our phonics knowledge to sound out words. Be able to write short sentences with meaning Understanding of why we use a capital letter and full stop. Writing on the line 	noun verb adjective question mark full stop capital letter finger spaces exclamation mark	https://www.roythezebra.com/reading-games-full-stops.html https://www.roythezebra.com/reading-games.html
<p>As Scientists we will</p> 	<ul style="list-style-type: none"> Identify the materials used to make a castle Identify and name everyday materials Look at the properties of everyday materials and understand why certain materials wouldn't be used for a castle. Compare and group everyday materials depending on if they float or sink. 	<ul style="list-style-type: none"> Know about similarities and differences in objects and materials 	materials properties glass wood plastic metal rock	https://www.bbc.co.uk/bitesize/topics/zrsgsk7/articles/z9pgcdm http://www.crickweb.co.uk/ks1science.html
<p>As Artists we will</p> 	<ul style="list-style-type: none"> Use a range of materials to design and create a coat of arms Develop a wide range of art and design techniques to focus on colour, texture and shape whilst recreating Paul Klee's 'Castle and Sun' as a collage 	<ul style="list-style-type: none"> Experiment to create different textures Manipulate materials to achieve a planned effect 	colour pattern texture line shape	http://totallyhistory.com/castle-and-sun/ https://kids.kiddle.co/Coat_of_arms
<p>As Musicians we will:</p> 	<ul style="list-style-type: none"> Use our voices expressively and creatively to sign songs, speak chants and rhymes based on rain, to coincide with a visit from Anglian Water Listen with concentration to a range of music Experiment and combine sounds using a range of instruments 	<ul style="list-style-type: none"> Be able to sing songs, make music and dance and experiment with ways of changing them. 	pitch volume rhythm beat tempo	https://www.youtube.com/watch?v=TWb4KIM2vts https://www.bbc.co.uk/bitesize/clips/zkn4wmn
<p>As Design Technologists we will:</p> 	<ul style="list-style-type: none"> Design, make and evaluate the building of a castle against set criteria Build structures and explore how they can be improved to be made stronger, stiffer and more able Bake biscuits with a castle theme 	<ul style="list-style-type: none"> Safely use and explore a variety of materials, tools and techniques, experimenting with colour, design, texture, form and function. 	design make evaluate	https://study.com/academy/lesson/different-types-of-castles-lesson-for-kids.html http://primaryfacts.com/1049/different-types-of-castles-facts-and-information/