

Falconhurst School Autumn 1 2021

Year Group: Nursery

Pathway: Being in my world



THE HOME-SCHOOL



CONNECTION

Please send in pictures of your child and their family members for us to talk about.

Please send messages on Dojo and look out for any messages sent to you.

Please make sure that all of your child's clothing is labelled.

As investigators we will be learning about ourselves, discovering what we look like and the different experiences, interests and feelings that we have.

We will learn about our families and discover things that we have in common with others, and some things that make us unique.

We will begin to learn about our feelings and the feelings of others. This knowledge will help us develop a positive sense of our self as learners. We will be supported to play and learn with our friends and begin to develop the social skills that enable us to make friendships with the other children and relationships with the staff.

Our Drivers for Learning and Success are:

Possibilities

To help us build aspirations for our future through enquiry, enterprise and an appreciation of diversity we will:

Learn about ourselves and our families. We will learn how we are similar to and different from our friends





Knowledge of the World

To develop a sense of cultural capital which helps us to recognise, understand, value and learn from the world around us so that we are ambitious for our future, we will:

Learn simple concepts through interaction with objects, people and materials that will support our long-term learning.

Well-Being

To embed our healthy physical, emotional and mental well being we will:

	New Knowledge and Skills	Build on our Prior Knowledge and Skills	Vocabulary	Home Links
<p>As Writers we will</p> 	<p>Learn to hold our pencils using a comfortable grip.</p> <p>Learn that marks that we make can have meaning.</p>	<p>We will develop our grip of writing tools.</p> <p>We will build on making a range of marks with different equipment at home.</p>	<p>Hold, pen, pencil, draw, write, mark, picture, straight line, curvy line and circle.</p>	<p>Using playdough is a great way to develop the finger muscles needed for writing. Climbing, swinging, throwing and hitting balls is a great way to develop the gross motor skills needed for writing. Encourage your child to make marks on paper using a range of pens and pencils. Watch 'Get Squiggling' episodes Get Squiggling Full First Season - YouTube</p>
<p>As Readers we will</p> 	<p>Learn to join in with familiar songs and rhymes about 'my body'.</p> <p>Learn to hold a book the correct way up.</p> <p>Enjoy talking about pictures of their families</p>	<p>We will develop our knowledge of nursery rhymes and simple songs.</p> <p>We will enjoy reading a range of books.</p>	<p>Book, story, front cover, words and pictures.</p>	<p>Listen and join in with some familiar songs Children's Nursery Rhymes Collection British UK English for Toddlers 30 Minutes Karaoke Compilation - Bing video Share books with your child daily, reading the words to them and talking about the pictures. Re-read favourite books and encourage your child to join in.</p>
<p>As scientists we will</p> 	<p>Learn the names of parts of our body and discover different ways to use our hands and feet.</p> <p>Identify facial features and discover how these can express different feelings and emotions.</p>	<p>We will build on familiar songs and nursery rhymes, such as 'heads, shoulders, knees and toes'</p>	<p>Face, nose, eyes, head, shoulder, knees, toes, arms, legs, feet, toes, hands</p> <p>Happy, sad, excited, worried and cross.</p>	<p>Make some playdough to develop your child's fine motor skills. Playdough recipe - BBC Good Food Help your child to learn the name of different body parts. If You're Happy Super Simple Songs - YouTube One Little Finger featuring Noodle & Pals Super Simple Songs - YouTube</p>
<p>As designers we will</p> 	<p>Create pictures by exploring mark making using our fingers, hands and feet.</p> <p>Create pictures, shapes, models and worlds by manipulating a range of materials and resources</p>	<p>At home or in previous setting children may have had opportunities to explore construction materials, sand, playdough or other materials.</p>	<p>Build, make, shape, mould, construct, squeeze, balance, tower, home, cake, sticky, wobble, imagine and pretend.</p>	<p>Make models using the playdough you have made. Can you make a model of your body or face using different construction equipment or playdough?</p>

