



Falconhurst School

Autumn 2 2021

Year Group: Nursery

Pathway: Celebrations



As Historians we will:



- Explore and listen to origin stories of Christmas, Diwali and Hanukah
- Remembering significant events such as birthdays and celebrations.
- Use our own experiences in our role play, such as celebrating a birthday.
- Learn about Remembrance Sunday.

Look on Class Dojo for stories and activities that we are doing in school.

Please send in any photos of special times that you have celebrated as a family.

Our Drivers for Learning and Success are:

Possibilities

To help us build aspiration for our futures through enquiry, enterprise and an appreciation of diversity we will:

Through this pathway we will be exploring birthdays and some festivals of light celebrations. We will be learning about what happens at these special times and will be making cards and decorations to celebrate these festivals.

Knowledge of the World

To develop a sense of cultural capital that helps us to recognize, understand, value and learn from the world around us so that we are ambitious for our future, we will:







Through this pathway we will be learning about how we celebrate these special events and what is the same and different about these special times.

We will be encouraging families and the children to share their experiences and traditions and would love to see any photos that you have.

Well-Being

To embed our healthy physical, emotional and mental well-being that builds our resilience and keeps us safe, we will:

Through this pathway children will gain confidence to communicate freely about home and community. The children will also have group sessions each week focusing on personal, social and health education.

	New Knowledge and Skills	Build on our Prior Knowledge and Skills	Vocabulary	Home Links
<p>As Readers and Writers we will</p> 	<ul style="list-style-type: none"> We will use our mark making skills and knowledge of cards to write cards to celebrate Birthdays, Diwali, Hanukah and Christmas. We will begin to write letters from our names. We will develop our listening skills and knowledge of sounds that we hear around us. Our focus book is the Three Little Pigs, we will learn to retell parts of the story, talk about the characters and learn new vocabulary in the story. 	<ul style="list-style-type: none"> We will continue to learn to write our names so that we can sign it in cards. We will be learning about rhyming words. We will continue to practice forming our letters correctly using the rhymes from Little Wandle (the school's phonic scheme) We will join in with repeated phrases in the story about the Three Little Pigs. 	<p>write Sound Letter To, From Listen hear Hanukah Celebrate Christmas Birthday Party</p>	<p>Watch the Three Little Pigs The Three Little Pigs - Animated Fairy Tales for Children - YouTube</p>
<p>As mathematicians we will</p> 	<ul style="list-style-type: none"> We will be comparing and counting sets of objects up to 5 and 10. We will be finding out about numerals using number lines made from Birthday cards and an advent calendar. We will be learning about shapes and sizes We will be exploring capacity We will be ordering and sequencing objects by size. We will recite numbers and learn about counting on and back through songs. 	<ul style="list-style-type: none"> Continue to use our knowledge of numbers and shapes in our play and exploration Continue to join in counting songs. Use everyday language to talk about numbers, shapes, size and weight as we play. 	<p>bigger/big, small/smaller full, empty, half full/empty day number names compare more less same</p>	<p>These are the number songs we will be learning this term Counting songs - BBC Teach</p>
<p>As Artists we will</p> 	<ul style="list-style-type: none"> We will use a range of materials and tools to create simple representations of fireworks, patterns, decorations and cards. We will develop our knowledge of different materials and colours and will explore how these can be combined. We will look at the work of artists Jackson Pollock and Andy Goldsworthy 	<ul style="list-style-type: none"> Experiment with different textures and use different media and tools. Manipulate materials, such as playdough and clay combined with accessories like buttons or candles as we create and imagine. 	<p>colour shape squeeze roll press pattern texture line</p>	<p>Can you make a card for one of the celebrations we will be looking at this term: you might choose to make a birthday card, Diwali card or Christmas card</p>
<p>As Musicians we will:</p> 	<ul style="list-style-type: none"> Use our voices expressively and creatively to sing songs to celebrate different celebrations Experiment and explore the different sounds of instruments to add sounds to songs and rhymes We will learn to perform songs 	<ul style="list-style-type: none"> Be able to build a repertoire of celebration songs and dances. Children to create their own songs and dances. 	<p>Beat Tap, Pat shake Loud Quiet Move stretch</p>	<p>Watch a birthday song CBeebies: Presenters - The Birthday Song - Bing video Play part games such as musical bumps or musical statues</p>
<p>As Design Technologists we will:</p> 	<ul style="list-style-type: none"> Design and make cards, wrapping paper and decorations. Design and make birthday cakes, presents and decorations using a range of materials and construction equipment We will learn to change and adapt our designs We will learn to use a range of tools in our work with control and accuracy. 	<ul style="list-style-type: none"> We will use a range of materials, simple tools and techniques as we explore and create. We have access to familiar construction sets so that we can learn to change and adapt our designs 	<p>shape make build mould change join paint assemble</p>	<p>Can you use lego, duplo or construction equipment to make a birthday cake</p>  <p>Or you might want to try some baking Fairy cakes recipe - BBC Food</p>

