



# Falconhurst School

## Autumn 2021

### Year Group: Reception

### Pathway: Celebrations



THE HOME-SCHOOL



CONNECTION

Communication through  
Class Dojo.

Christmas Concert – date to  
be confirmed.

If you have any photos of  
family celebrations, please  
send through Dojo for us to  
share.

As Historians we will:



-Explore and listen to the story of Guy  
Fawkes.

-Remembering significant events such as birthdays  
and families celebrations.

-Learn about and explore the discoveries of the  
Mathematician Archimedes.

-Learn about Remembrance Sunday.

Our Drivers for Learning and Success are:

### Possibilities

To help us build aspiration for our futures through  
enquiry, enterprise and an appreciation of diversity  
we will:

Through this pathway we will be exploring  
birthdays and Autumn Celebrations. We will  
discover how different families celebrate these  
events.

### Knowledge of the World






To develop a sense of cultural capital that helps us  
to recognize, understand, value and learn from the  
world around us so that we are ambitious for our  
future, we will:

The children will understand some similarities  
and some differences between themselves and  
others, their families, communities and traditions  
by learning about firework night, Diwali, Hanukah,  
birthdays and Christmas. We will be encouraging  
families and the children to share their  
experiences and traditions

### Well-Being

To embed our healthy physical, emotional and mental  
well-being that builds our resilience and keeps us safe,  
we will:

Every morning the children take part in circle time  
activities, focused on their emotions and feelings.  
Each week we will follow the Jigsaw curriculum  
based on personal, social, health and economics.

	New Knowledge and Skills	Build on our Prior Knowledge and Skills	Vocabulary	Home Links
<p><b>As Writers we will</b></p> 	<ul style="list-style-type: none"> <li>Use our phonic knowledge to write firework words.</li> <li>Use our phonic knowledge to write birthday and Christmas cards.</li> <li>We will use our phonics knowledge to write Christmas and Birthday lists as well as invitations.</li> <li>We will begin to read and blend simple words.</li> <li>We will begin to write words and short sentences using our phonic knowledge linked to the story of the 3 little pigs</li> </ul>	<ul style="list-style-type: none"> <li>Use our phonics knowledge to sound out words.</li> <li>Use our phonics knowledge to begin to read words and simple sentences.</li> <li>Continue to practice and learn our tricky words to use in our writing.</li> <li>Continue to practice forming our letters correctly using the kinetic letters scheme.</li> </ul>	<p>Hanukkah Christmas Birthday Party Celebrate Celebration Words sentences Diwali</p>	<p>3 little pigs story read aloud <a href="https://www.youtube.com/watch?v=jpEBvIGFte4">https://www.youtube.com/watch?v=jpEBvIGFte4</a></p> <p>Firework Party (BBC Cbeebies - RazzleDazzle) <a href="https://www.youtube.com/watch?v=PeOSa6TVJXI">https://www.youtube.com/watch?v=PeOSa6TVJXI</a></p>
<p><b>As mathematicians we will</b></p> 	<ul style="list-style-type: none"> <li>We will be counting with numbers 1-10 and reciting numbers to 20.</li> <li>We will be adding and subtracting one.</li> <li>objects based on our topics, e.g. cakes, candles . . .</li> <li>We will be matching sets of items to and numerals to.</li> <li>Weighing and comparing presents.</li> <li>Ordering and sequencing objects by size and exploring capacity.</li> <li>We will be looking at time learning about day and night.</li> <li>We will look at patterns and shapes.</li> </ul>	<ul style="list-style-type: none"> <li>Continue to use our knowledge of number to help us solve math problems.</li> <li>Use everyday language to talk about size, weight, capacity and time.</li> </ul>	<p>Adding subtracting Bigger smaller heavier lighter Day, night Sequence week</p>	<p><b>Mr Archimedes' Bath- Pamela Allen</b> <a href="https://www.youtube.com/watch?v=iV_3d50c7Y8">https://www.youtube.com/watch?v=iV_3d50c7Y8</a></p> <p><b>Numberblocks - Just Add One   Learn to Count   Learning Blocks</b> <a href="https://www.youtube.com/watch?v=IZsCuYJ-JJQ">https://www.youtube.com/watch?v=IZsCuYJ-JJQ</a></p>
<p><b>As Artists we will</b></p> 	<ul style="list-style-type: none"> <li>Use a range of materials to create simple representations of fireworks, Rangoli patterns, decorations and cards.</li> <li>We will explore dark and light in our art and look at art works with a day or night theme.</li> </ul>	<ul style="list-style-type: none"> <li>Experiment to create different textures, and different shades and use different media to create new effects.</li> <li>Manipulate materials to achieve a planned effect.</li> </ul>	<p>colour pattern texture line shape</p>	<p><b>Katie and the Starry Night</b> <a href="https://www.youtube.com/watch?v=QAPjNMsSc4M">https://www.youtube.com/watch?v=QAPjNMsSc4M</a></p> <p><b>Funnybones - Give Us A Story!</b> <a href="https://www.youtube.com/watch?v=gweOq4OT-HQ">https://www.youtube.com/watch?v=gweOq4OT-HQ</a></p>
<p><b>As Musicians we will:</b></p> 	<ul style="list-style-type: none"> <li>Use our voices expressively and creatively to sing songs for our Christmas concert.</li> <li>Experiment and explore the different sounds of instruments as we play along to favourite tunes.</li> </ul>	<ul style="list-style-type: none"> <li>Be able to build a repertoire of songs and dances.</li> <li>Children to create their own songs and dances.</li> </ul>	<p>Beat Rhythm Volume Loud Quiet</p>	<p>Festival songs For Kids   Diwali Song <a href="https://www.youtube.com/watch?v=CLXazdZPlcA">https://www.youtube.com/watch?v=CLXazdZPlcA</a></p>
<p><b>As Design Technologists we will:</b></p> 	<ul style="list-style-type: none"> <li>Design and make a sleigh for Santa to use on Christmas eve using a variety of materials.</li> <li>Design and make mosques, churches and temples using wooden blocks and construction materials.</li> <li>Design and make cards and decorations linked to the autumn festivals.</li> </ul>	<ul style="list-style-type: none"> <li>We will use simple tools and techniques competently and appropriately.</li> <li>We will select tools and techniques needed to shape, assemble and join materials we are using.</li> </ul>	<p>design make change join paint assemble.</p>	<p><b>DIY Christmas Card Ideas   Christmas Craft for Kids</b> <a href="https://www.youtube.com/watch?v=8NsxFZPTdBg">https://www.youtube.com/watch?v=8NsxFZPTdBg</a></p>