




Falconhurst School Autumn 2 2021

Year Group: Three and Four
Pathway: Can I learn from our
ancestors?



As Historians we will:



- Explore the Stone, Bronze and Iron ages and place the dates on a timeline.
- For each time period we will identify significant events, artefacts and toolkits.
- Discuss different ways of life and survival during each time period such as food, clothes and shelter.

Our Drivers for Learning and Success are:

Possibilities

To help us build aspiration for our futures through enquiry, enterprise and an appreciation of diversity we will:

Through this pathway, children will gain a sense of how survival and adaptation is possible in any historical time.

They will also explore different roles in each society and discuss the pros and cons of each.

Knowledge of the World

To develop a sense of cultural capital that helps us to recognize, understand, value and learn from the world around us so that we are ambitious for our future, we will:

Children will be learning about life in the Stone, Bronze and Iron ages. They will explore what people did to survive and the way life changed throughout each time period. We will also be looking at historical landmarks, such as Stonehenge, and their importance.

Well-Being

To embed our healthy physical, emotional and mental well-being that builds our resilience and keeps us safe, we will:





Each week all children will take part in a PSHE lesson. This half term the topic is 'Celebrating Difference' where we will look at reasons why we should not judge people based on their appearance, bullying and celebrating our differences.

THE HOME-SCHOOL



CONNECTION

Families will be kept up to date on children's fantastic learning and achievements through regular Class Dojo updates.

	New Knowledge and Skills	Build on our Prior Knowledge and Skills	Vocabulary	Home Links
<p>As Writers we will</p> 	<ul style="list-style-type: none"> Continue to develop their writing skills through the creation of diary entries and adventure stories. Indicate possession by using the possessive apostrophe with plural nouns. Recognise the difference between plural and possessive 's' Group related ideas into paragraphs. Use conjunctions to express time, place and cause. 	<ul style="list-style-type: none"> Children will already have an understanding of basic conjunctions. They will have seen apostrophes in texts. The children will have some knowledge of story and diary writing. 	<ul style="list-style-type: none"> coordinating conjunctions subordinating conjunctions apostrophes possession contractions 	<p>https://www.youtube.com/watch?v=ugTItHZGQc</p> <p>https://www.bbc.co.uk/bitesize/topics/zwwp8mn/articles/z9vwqhv</p> <p>https://www.bbc.co.uk/bitesize/topics/zwwp8mn/articles/zqk37p3</p>
<p>As Scientists we will</p> 	<ul style="list-style-type: none"> Recognise that living things can be grouped in a variety of ways Explore and use classification keys Recognise that environments can change and that this can sometimes pose dangers to specific habitats. 	<ul style="list-style-type: none"> Children will have already learnt about different types of animals and ways in which they are suited to their environments 	<ul style="list-style-type: none"> classification habitat criteria animal mammal reptile fish bird 	<p>https://kids.nationalgeographic.com/animals/mammals/</p> <p>http://www.oam.ox.ac.uk/thezone/animals/life/move.htm</p>
<p>As Designers we will</p> 	<ul style="list-style-type: none"> Exploring and analysing an existing product – Christmas. Designing a product based on requirements. Sewing techniques for stitching a stocking together and sewing on decorations. Evaluating the success of a product. 	<ul style="list-style-type: none"> Children will have learnt some basic techniques, and this will be built upon by using different techniques for different purposes. 	<ul style="list-style-type: none"> Fabric Decoration Needle Thread Cotton Running stitch Backstitch Cross stitch Blanket stitch 	<p>https://crazylittleprojects.com/</p> <p>https://www.activityvillage.co.uk/</p>
<p>As Digital Artists we will</p> 	<ul style="list-style-type: none"> Creating digital art using PixelArt Project 1 – create a wrapping paper design. Project 2 – create a landscape design using reflective symmetry. Project 3 – create a computer game design and animation. 	<ul style="list-style-type: none"> Children will be learning for the first time, the requisite skills to create their own original content, digital art, to accomplish different tasks. 	<ul style="list-style-type: none"> Pixel Rotation Zoom Flip Symmetry Stamp GIF 	<p>http://scrapcoloring.com/</p> <p>https://bomomo.com/</p> <p>http://toytheater.com/category/art/</p>