

Our pathway to learn...



Summer One

THE HOME-SCHOOL



CONNECTION

Families will be kept up to date on children's fantastic learning and achievements through regular Class Dojo updates.

We will also be inviting families in for another Young Readers event – date to be announced shortly.




Falconhurst School

Summer 1 2024

Years One & Two

Pathway: Australian Adventure



This half term, we will be learning all about the fascinating country of Australia and comparing its culture, landscape and wildlife to our own. We will read 'Wombat Goes Walkabout' by Michael Morpurgo to help us learn all about different Australian animals.

In our English lessons, we will be reading 'The Last Wolf' by Mini Grey, where we ultimately write a letter in role persuading the characters in the story to save the trees. Alongside these books, we shall also be reading in class Roald Dahl's 'Fantastic Mr Fox'.



Our Drivers for Learning and Success are:

Possibilities

To help us build aspiration for our futures through enquiry, enterprise and an appreciation of diversity we will:

Through this pathway, children will gain an understanding and appreciation of different cultures, lifestyles and traditions.

Knowledge of the World




To develop a sense of cultural capital that helps us to recognize, understand, value and learn from the world around us so that we are ambitious for our future, we will:

Children will explore the culture and lifestyle of Australia and make comparisons between them and the UK. We will also learn about Australian aboriginals and their different way of life.

Well-Being

To embed our healthy physical, emotional and mental well-being that builds our resilience and keeps us safe, we will:

In PSHE this half term, we will be concentrating on how we can be a good friend and work as a class team to work towards our different goals.

	New Knowledge and Skills	Build on our Prior Knowledge and Skills	Vocabulary		Home Links
<p>As Geographers we will</p> 	<ul style="list-style-type: none"> Describe the location of the continent of Australia To know the physical and human features of Australia. Learn about the Great Barrier reef and the mammals that live there. Learn about human processes and their impact on the coral reef Learn about the weather patterns in Australia. 	<ul style="list-style-type: none"> Know about Australia being the smallest continent Know about impact of human processes on the local environment, seas and oceans 	Location Capital city Country Continent Southern hemisphere Pacific Ocean Great Barrier reef Outback Marine	Physical features Human features Diversity Mammals Pollution Human processes Weather atmosphere Weather symbols Commonwealth temperature	Australia https://www.bbc.co.uk/teach/class-clips-video/pshe-eyfs-ks1-go-jettlers-continent-of-ociania/zcyst39 The Great Barrier Reef https://www.youtube.com/watch?v=6lRzwaSoeU Australia for kids https://www.youtube.com/watch?v=aRjpBANdg00 Weather in Australia https://www.youtube.com/watch?v=tBe79N-4zm4
<p>As Scientists we will</p> 	<ul style="list-style-type: none"> Observe changes across the four seasons Observe and describe weather associated with spring and how the day varies. Identify, name, draw and label the basic parts of the human body and say which part of the body is associated with each sense 	Our changing world (seasons)	Spring Daylight Night Weather Season Rain Sleet Cloud Sun Wind Snow Hair Eye Nose Mouth Elbow Hand	Leg Feet Knee Arm Neck Teeth Ear Eyes Light Dark Blind Ears Hear Loud Quiet Noisy	What are senses? https://www.bbc.co.uk/bitesize/topics/z6882hv/articles/zsbntrd What are the parts of the human body? https://www.bbc.co.uk/bitesize/topics/z6882hv/articles/z3cyn9q Seasons song https://www.youtube.com/watch?v=8ZjpI6fgYSY What happens in different seasons? https://www.youtube.com/watch?v=JseSVEcmmAs The human body- body parts https://www.youtube.com/watch?v=SqI-NMDeLa8 Body parts song https://www.youtube.com/watch?v=BwHMMZQGFoM
<p>As Artists we will</p> 	<ul style="list-style-type: none"> Flatten and smooth their clay, rolling shapes successfully and making a range of marks in their clay. Make a basic pinch pot and join at least one clay shape onto the side using the scoring and slipping technique. Roll a smooth tile surface. Join clay shapes and make marks in the tile surface to create a pattern .Draw a house design and plan how to create the key features in clay. 	Understanding of sculptures Playdough play	Casting Ceramic Cut Detail Flatten Glaze Impressing In relief Join Negative space	Pinch pot Plaster Roll Score Sculptor Sculpture Shape Slip Surface 3d	Have a go at exploring clay or playdough you may already have at home. What techniques have you learned at school that you can replicate? How to make a pinch pot: https://www.youtube.com/watch?v=R8OegwawupI