







Nursery Annual Themes 2015-2016

Subject	Autumn 1	Autumn 2	Spring 1	Spring 2	Summer 1	Summer 2
THEME	 Why do you love me so much?	 Why do leaves go crispy?	 What is a shadow?	 Are eggs alive?	 Can we explore it?	 How many colours in a rainbow?
WOW days	Parent with baby	Woodland Walk	Hunting for shadows	Spring Walk	Explore local environment	Outdoor colour mixing.
Outdoor Learning Opportunities	Ball games with friends, paint and decorate cardboard hearts, obstacle course	Hide painted conkers in environment for children to collect and count. Mud Kitchen	Shadow tracing, place range of opaque objects so they cast shadows on wall.	Windmills/streamers/ribbon for windy day fun, fill tuff tub for children to feel barefoot.	Assault course for traveling over/under/through, Tents for children to sit, tubs with different materials for children to dig holes.	Mud Kitchen, Jackson Pollock paintings, washing line with coloured socks for children to peg as matching pairs.
PSED	Giving stickers to children being kind to others, share their teddy with others, settling into new routines	Make autumn treats for children to share with each other, children to share why they like autumn	Share holiday stories. Make a dark den to share stories with children – ask them how they feel.	Talking about celebrations (Easter),	Talking topics about explorers/places/equipment, Role play being explorers and working in teams.	Transition into Reception, being confident to choose to speak to different classes
Communication & Language	Talking about their family, discuss feelings and what they love.	Ordering the Wow day experience chronologically, read autumn stories for children to recall.	Put dollies on the windows – discuss what happens when the light shines through, put foil on the bottom of the water tray – who can they see and why?	Rainy day words hanging over the water tray,, freeze petals/leaves/seeds and place in the water tray for discussion.	Maps and globes for children to look/discuss, exploration boxes for children to explore and discuss.	Use colour charts for children to discuss/order/match to real world items, children to choose favourite colour and paint a circle – discuss who choose what and why.
Physical Development	Bake heart shaped cookies, children to follow instructions to jump, roll, leap etc.	Make autumn leaves with coffee filters and pipettes, collects leaves and place on parachute to flip into air.	Trace shadow pictures using markers of different widths, pour sand over light box for children to shapes and copy their name	Rubber Ducks and nets in water tray, Using balck markers children to draw dots and circles on bubble wrap (frogspawn)	Play hide and seek, Cardboard boxes for children to join together to make tunnels	Using cotton pads and pipettes to mix colours, use pipe cleaners to wrap around gaps in different shaped pine cones.
Literacy	Phonics, stories about love/family/friendship, pics of families for children to talk about and draw.	Phonics, Holiday Stories, trays of soil and sticks for mark making, Read Stick Man and look at rhyming words. Rhyming Soup	Phonics, Dark Reading Den, put children's names, HFW on white wall for children to trace/discuss/name	Phonics, Spring Stories, spring key words display for children to read, use bird feed trays for children to write their name.	Phonics, Summer Stories, paper mazes for children to follow the route with pencils/pens, strips of paper for children to write street names/signs.	Phonics, Holiday stories, display colour sentences (I am red) to support writing using colour words/sentences, use paint bags for children to trace letters
Cross curricular opportunities in Maths	Measure heights, compare and order them, how many of one action they can do in 10 secs, grouping children	Laminated Hedgehogs for children to add corresponding pegs, order laminated leaves from smallest to biggest. Rhyming songs	Measure shadows at different times of the day, use different sized leafs on light box for children to compare and place objects on	Children to put correct number of beans in numbered pots, coloured hoops to sort/put coloured ducks in. Ordering seeds bags from lightest to heaviest.	Washing line of numbers for children to name/order, ordering boxes from smallest to largest. 3D shapes (linked to making dens/tents)	2D Shapes to make stain glass window patterns, coloured objects to sort/count/record. Threading for patterns/sequences.
Understanding the world	Small world people from around the world, talking about their baby photos,	Have pots of autumn items for children to smell (Berries, dried fruit), create an autumn small world scene with woodland animals and natural materials. Discuss Celebrations	Range of fruit for children to look at/handle/smell/taste Children to photograph own shadows.	Video of ducks and chicks hatching from their eggs, discuss Easter and why its important.	Walkie/talkies for children to tell friends where they are, look at aerial photographs for children to discuss/label, draw their own aerial pics	Children to make own rainbows using torches/prisms/chandelier drops/CDs, uses magnifying glasses to look at natural objects, weather station
Expressive art and Design	Make a love monster with fur and fabric, Sing familiar songs,	Weaving autumn coloured fabrics into playground fence, leaf rubbings	Use construction to build towers – children to shine torches at them to create shadows, mini disco with disco light and songs for children to choose.	Use textural materials for sensory exploration, Paint hard boiled eggs, display colourful spring flowers for children to paint.	Role play with explorer clothes/rucksacks/torches, place fish/stones/gold coins for children to create narratives around.	Playing and sorting musical instruments, colourful dress up, different coloured ice cubes in the water tray – melt and see what happens.